



A Complete System in Circuit Protection



PLASTIC ENCLOSURES

UTAMA (416650-H)
SWITCHGEAR SDN BHD

website : www.ussbeps.com

No.3, Jalan USJ 19/4A, USJ 19,
47630 Subang Jaya, Selangor Darul Ehsan.

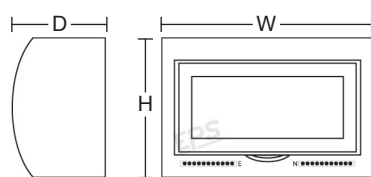
TEL : 603-8024 1215 / 1216

FAX : 603-8024 1796

email : utamasb@ussbeps.com

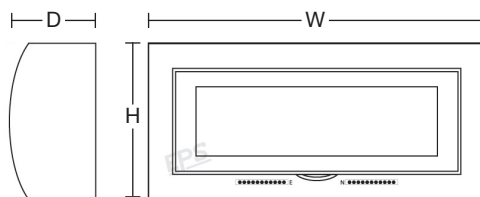
PLASTIC ENCLOSURES

MODEL NO.	WAY	ROW	DIMENSION (MM)		
			W	H	D
EP 8	8.5	1	223	147	98
EP 10	10.5	1	258	177	98
EP 14	14.5	1	330	177	98
EP 17	17.5	1	383	177	98
EP 21	21.5	1	452	177	98
EP 26P	26+2	2	275	350	110
EP 26T	26+2	2	275	350	110
EP 39P	39+3	3	290	474	129
EP 39T	39+3	3	290	474	129



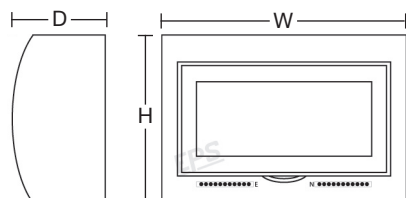
EP 8

EP8, 1 Row 8.5 Ways
W223, H147, D98



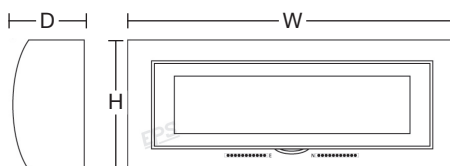
EP 17

EP17, 1 Row 17.5 Ways
W383, H177, D98



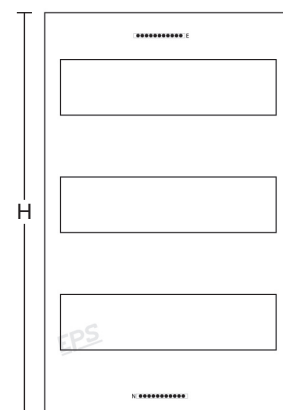
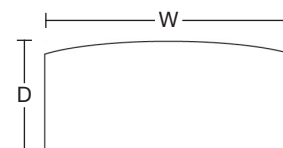
EP 10

EP10, 1 Row 10.5 Ways
W258, H177, D98



EP 21

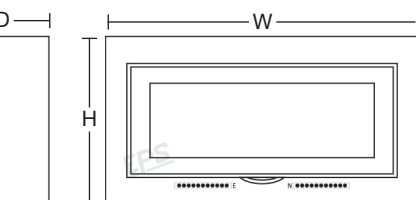
EP21, 1 Row 21.5 Ways
W452, H177, D98



EP 39P / EP 39T

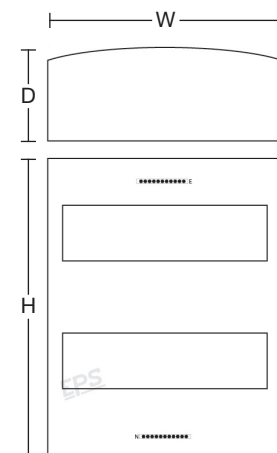
EP39P, 3 Row 39+3 Ways
W290, H474, D129

EP39T, 3 Row 39+3 Ways
W290, H474, D129



EP 14

EP14, 1 Row 14.5 Ways
W330, H177, D98



EP 26P / EP 26T

EP26P, 2 Row 26+2 Ways
W275, H350, D110

EP26T, 2 Row 26+2 Ways
W275, H350, D110

Description:

- EPS 2 & 3 row Plastic Enclosures are designed with Pan Assembly din-rail mounting structure for easier handling and installation of circuit components.
- EPS Plastic Enclosures with 2 & 3 row din-rail mounting structures are fitted with 2 sets of Neutral Terminals & 1 set of Earth Terminals.
- EPS complete range of Plastic Enclosures are suitable for installation of circuit components up to 63A rating.

Material: PVC High Impact