

Modular Type Metalclad Enclosures

STANDARD RANGE



Product Features

- A modular system designed with flexibility in the arrangement of the various circuit protection devices.
- Matt surface finishing for long lasting protection against scratches and rust.
- Specially designed to suit the various types of incoming and outgoing configuration.
- Capable of attachment to each other at the top, bottom or side by side.
- Double cover protection using hinged primary main cover complete with a secondary cover plate to shield the components.
- Standard sizes available from 1 row 10 ways up to 6 rows 108 ways.
- Compliance to BS5486 part 12 (IEC 60439-3) standards.
- Installation of components is made simple with our latest concept in using removable Pan Assembly mounting base. This feature is provided only on project basis.

A Complete System in Circuit Protection

'S' Size Standard Range

MODEL NO.	Descriptions	Dimension 'mm'		
		W	H	D
ES 10	1 row 10 ways	300	218	95
ES 14	1 row 14 ways	370	218	95
ES 18	1 row 18 ways	430	218	95
ES 22	1 row 22 ways	490	218	95

'S' Size Standard Range

Layout & Dimensions

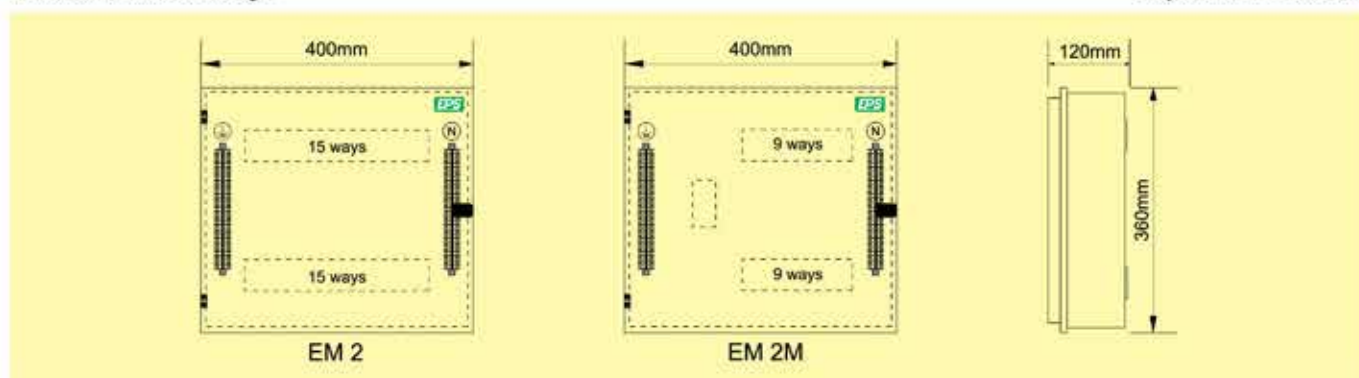


'M' Size Standard Range

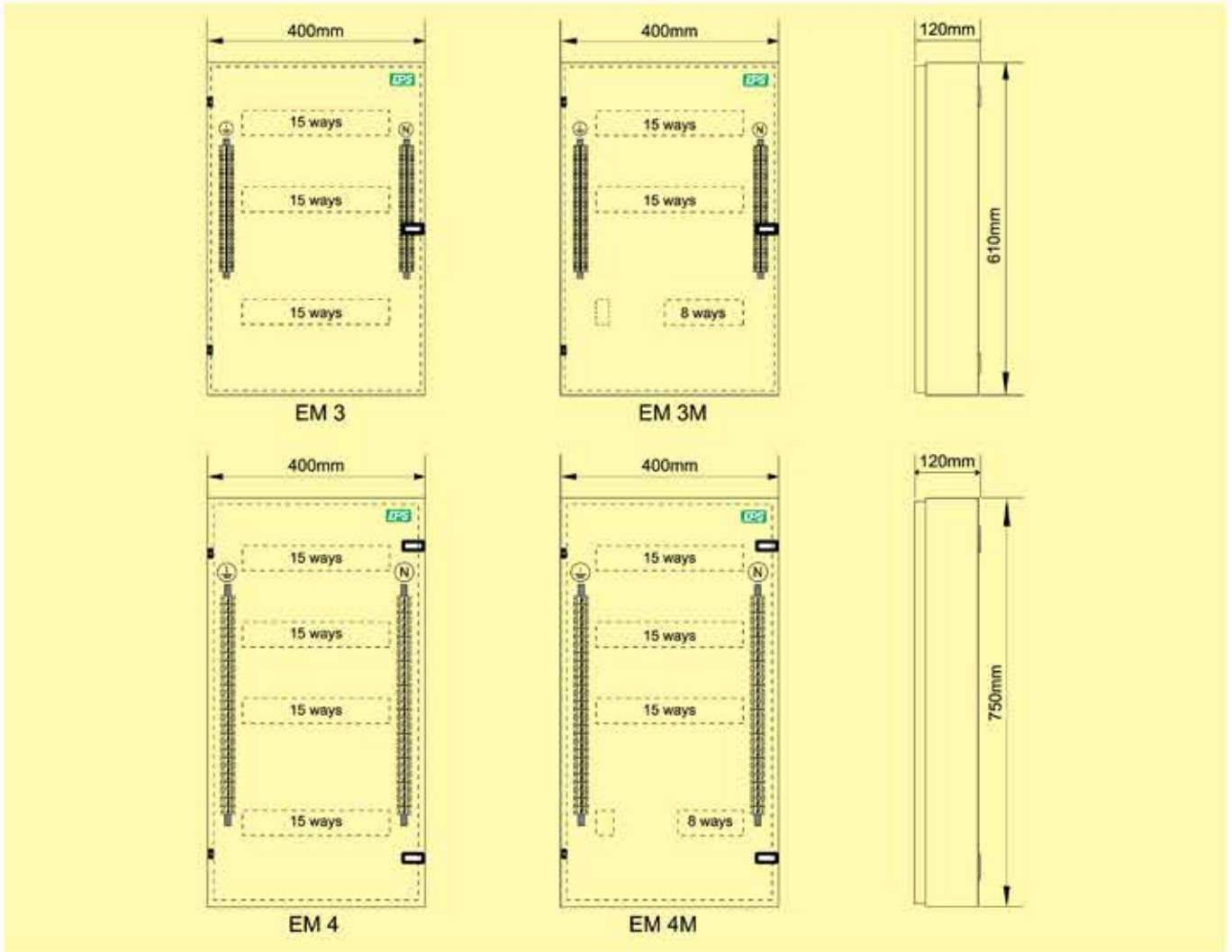
MODEL NO.	Descriptions	Dimension 'mm'		
		W	H	D
EM-2	2 row 30 ways	400	360	120
EM-2M	2 row 18 ways	400	360	120
EM-3	3 row 45 ways	400	610	120
EM-3M	3 row 38 ways	400	610	120
EM-4	4 row 60 ways	400	750	120
EM-4M	4 row 53 ways	400	750	120

'M' Size Standard Range

Layout & Dimensions



'M' Size Standard Range

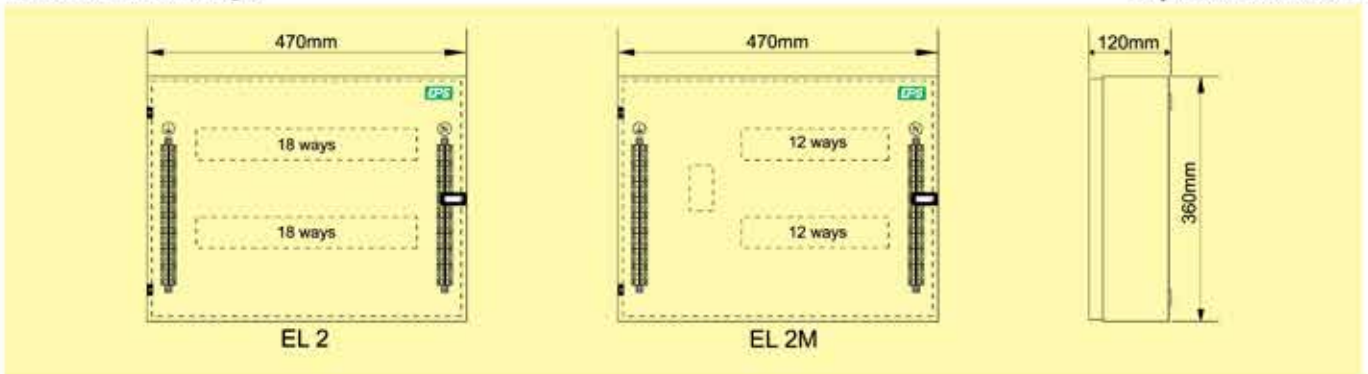


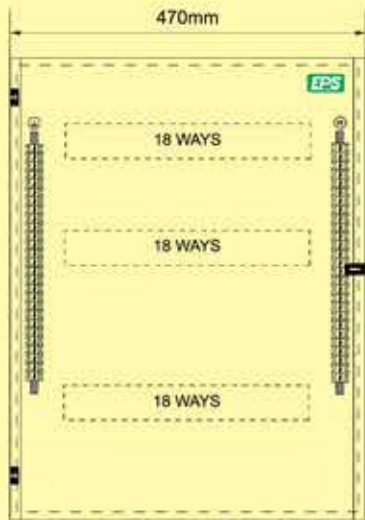
'L' Size Standard Range

MODEL NO.	Descriptions	Dimension 'mm'		
		W	H	D
EL-2	2 row 36 ways	470	360	120
EL-2M	2 row 24 ways	470	360	120
EL-3	3 row 54 ways	470	610	120
EL-3M	3 row 46 ways	470	610	120
EL-4	4 row 72 ways	470	750	120
EL-4M	4 row 64 ways	470	750	120
EL-5	5 row 90 ways	470	890	120
EL-5M	5 row 82 ways	470	890	120

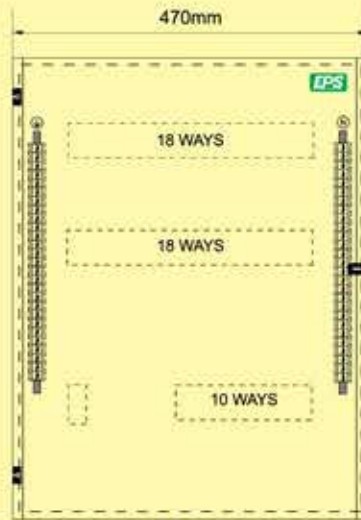
'L' Size Standard Range

Layout & Dimensions

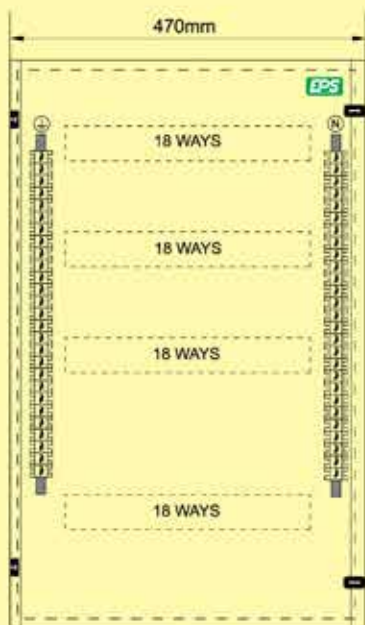





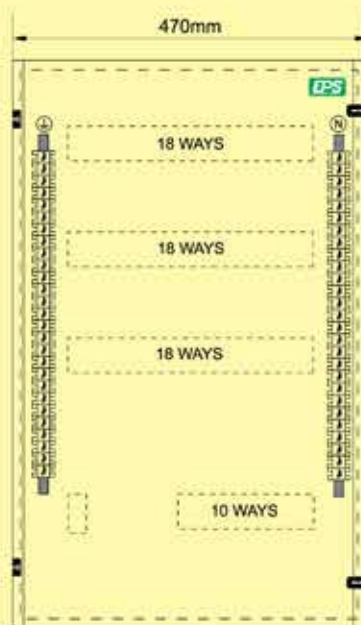
EL 3



EL 3M



EL 4




EL 4M



EL 5



EL 5M

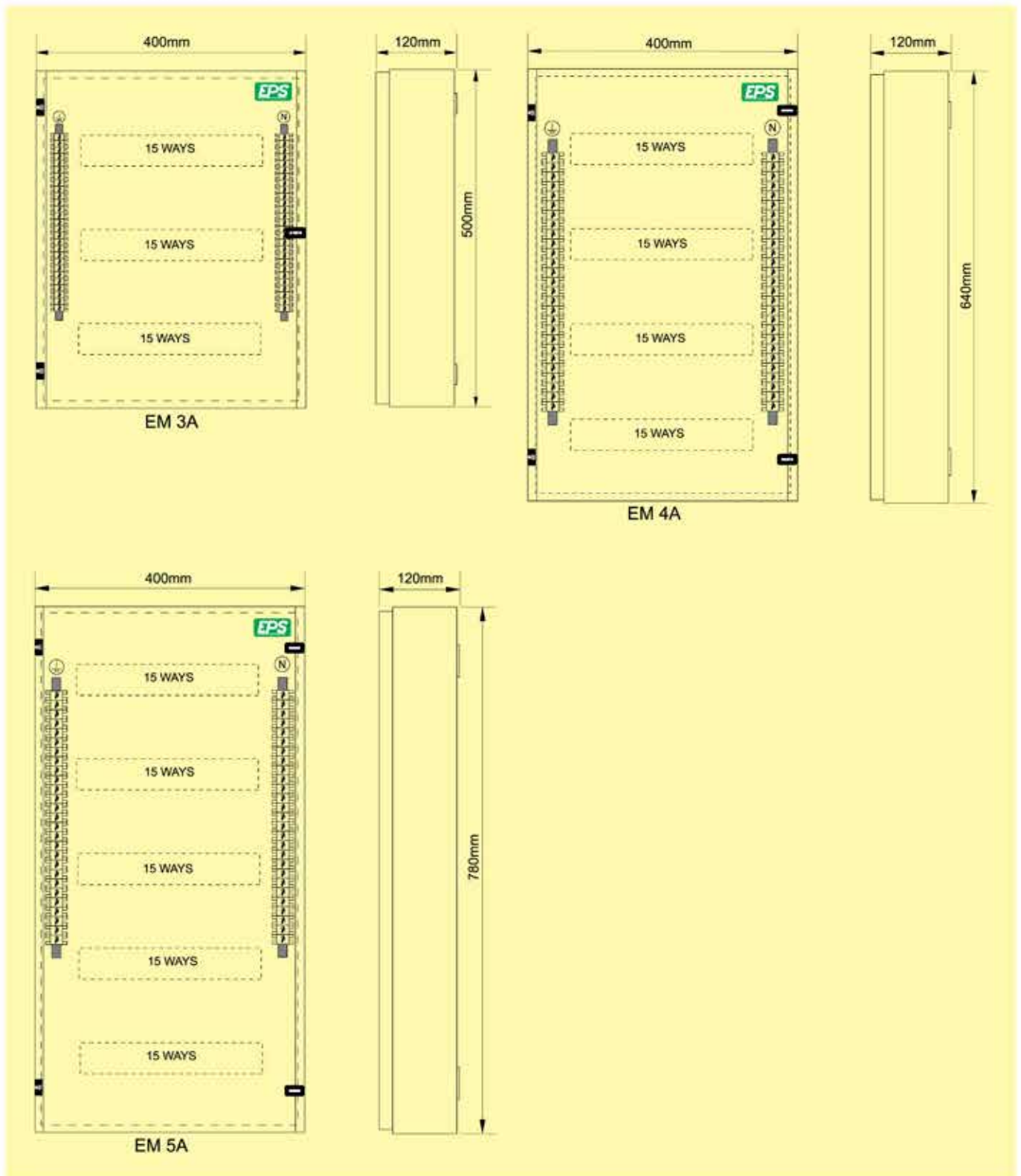


Compact 'M' Size Standard Range

MODEL NO.	Descriptions	Dimension 'mm'		
		W	H	D
EM 3A	3 row 45 ways	400	500	120
EM 4A	4 row 60 ways	400	640	120
EM 5A	5 row 75 ways	400	780	120

Compact 'M' Size Standard Range

Layout & Dimensions



Compact 'L' Size Standard Range


MODEL NO.	Descriptions	Dimension 'mm'		
		W	H	D
EL 3A	3 row 54 ways	470	500	120
EL 4A	4 row 72 ways	470	640	120
EL 5A	5 row 90 ways	470	780	120
EL 6A	6 row 108 ways	470	920	120

Compact 'L' Size Standard Range

Layout & Dimensions



Accessories For Distribution Boards & Consumer Units



A. MCB Comb Busbars

PRODUCT CODE	DESCRIPTION
ECB-1	54W Bare Comb Bar
ECB-1P	54W Insulated Comb Bar
ECB-3	18W 3 Phase Insulated Comb Bar

B. Neutral / Earth Link

PRODUCT CODE	DESCRIPTION
ENE-CP	10mm x 2.8mm Copper Bar
ENE-T16	16mm Terminal
ENE-BS	ABS Base Support

C. Blanking Plate

PRODUCT CODE	DESCRIPTION
EBP	1 ~ 2 Module Blanking Plate

D. END Clamp

PRODUCT CODE	DESCRIPTION
EEC	End Clamp for Mounting on EN 50022 Rail

E. TERMINAL BLOCK

PRODUCT CODE	DESCRIPTION
ETB 2.5	2.5mm Terminal
ETB 10	10mm Terminal
ETB 16	16mm Terminal
ETB 35	35mm Terminal



Dealer :

UTAMA

SWITCHGEAR SDN BHD
(416650-H)

Main Office

No.3, Jalan USJ 19/4A,
UEP Subang Jaya, 47630 P.Jaya
Selangor Darul Ehsan, Malaysia.

Tel : 603-8024 1215 / 1216

Fax : 603-8024 1796

e-mail : utamasb@streamyx.com