

Belanko™ S

S I M P L I C I T Y

M E E T S S T Y L E

 **legrand**®

CONTENTS

- 02 Stylish design
- 04 Safe and swift installation
- 06 Strong offerings
- 08 Sensible functions for hotels
- 10 Scalable setup
- 12 Catalogue pages
- 18 Selection charts

STYLE

SIMPLICITY

SAFETY



STYLISH DESIGN



Glossy finish for easy cleaning


Thin matt finish edging for a distinctive look

Subtle enhancements that make a difference

Essentials always work. **Belanko™ S** ticks all the boxes for the essential range with a little extra – premium quality, clean lines, smooth surface and slim profile.

Slim profile for a modern touch

SAFE AND SWIFT INSTALLATION




Flexibility
Oblong shaped holes provide flexibility for easy adjustment when the switch is not set straight

Safe installation
No access to live metal parts even if the cover plate and plate are not installed



All-in-one
Switch plate and rocker are supplied as a set to enable quick installation




Robustness
Ribs make the switch sturdy

Easy wiring
Save time with ready-to-wire screw terminals

Safer for the installer, safer for the user

We share the same goal. To get the job done fast, safely and perfectly. **Belanko™ S** was engineered to meet just that purpose.



Just one click
Clip up to a 4 gang switch single-handed



Perfect protection for a neat result
The soft protection film keeps the product safe from dust and scratches until the work has been completed. Only the soft protection film will get stained by the ongoing wall paintwork.



STRONG OFFERINGS



3 gang switch



4 gang switch




BS socket outlet with USB A-Type charger



Switched fused connection unit with neon and cord outlet

Above standard selection for standard homes

There is no place like home. Make it comfortable and optimal for modern lifestyles.



Universal dimmer suitable for all modern loads



Dimmable LEDs



Dimmable compact fluorescent lamps



Halogen with electronic or ferromagnetic transformer



Incandescent and halogen lamps



BS socket outlet with USB A-Type charger and IP55 cover



Suitable for outdoor use

The splash-proof cover allows a 1 gang Belanko™ S mechanism to be installed in outdoor environments. It also ensures protection against dust. With plug engaged, IP55 protection is maintained.

SENSIBLE

FUNCTIONS

FOR HOTELS



Indicator for corridor*



Key card switch



Internal control unit



BS socket outlet with USB A-Type and C-Type charger



Keystone data socket*



Shaver socket



A comprehensive range of hospitality applications


The best compliment for a hotel is when guests feel at home. Now, be a hospitable host at all times with **Belanko™ S** thanks to its hospitality functions.

Compliant with Guest Room Management Systems for hotel operators to efficiently control and manage facilities

SCALABLE SETUP

Infinite possibilities with limitless combinations

There is no need to settle for less. **Belanko™ S** works both independently and with the Arteor range. The Arteor adaptor offers perfect versatility for your every need – hospitality, residential and commercial projects.



Belanko™ S
single pole switches and push-buttons



Belanko™ S
double pole switches and cooker control unit



6 176 01 6 176 05 6 176 11

Conform to BS EN 60669-1
Material: Thermoplastic with glossy finish
Dimensions: 86 x 86 x 9.5 mm (1 gang)
Supplied with 2 screws M3.5 for BS boxes

Pack/Carton	Cat.Nos	Single pole switches 16 AX - 250 V~
10/90	6 176 00	1 gang - 1-way switch
10/90	6 176 01	1 gang - 2-way switch
10/90	6 176 02	2 gang - 1-way switch
10/90	6 176 03	2 gang - 2-way switch
10/90	6 176 04	3 gang - 1-way switch
10/90	6 176 05	3 gang - 2-way switch
10/90	6 176 06	4 gang - 1-way switch
10/90	6 176 07	4 gang - 2-way switch
10/90	6 176 09	Intermediate switch
10/90	6 176 10	Push-buttons 6 A - 250 V~ 1 gang without marking
10/90	6 176 11	Bell push
10/90	6 176 15	2 gang shutters without marking
10/90	6 176 16	2 gang for shutters push-button



6 176 72 6 176 76

Material: Thermoplastic with glossy finish
Dimensions: 86 x 86 x 9.5 mm (1 gang) / 86 x 146 x 9.5 mm (2 gang)
Supplied with 2 screws M3.5 for BS boxes

Pack/Carton	Cat.Nos	Double pole switches 20 A - 250 V~
10/90	6 176 70	1 gang - 1-way switch + red neon indicator
10/90	617670 MAL	1 gang - 2-way switch + red neon indicator + earth connection
10/90	6 176 71	1 gang - 1-way switch + red neon indicator + earth connection
10/90	6 176 72	1 gang - 1-way switch + red neon indicator + earth connection with "Water Heater" marking
		Double pole switches 32 A - 250 V~ 1 gang - 1-way switch + red neon indicator white rocker
5/50	6 176 76	Double pole switches 45 A - 250 V~ 1 gang - 1-way switch + red neon indicator
5/45	6 176 78	Cooker control unit - 250 V 45 A double pole switch + red neon and 13 A BS switch socket outlet + red neon

Belanko™ S
dimmers and ventilation control



Belanko™ S
television, telephone and data sockets



6 176 35 6 176 33

Material: Thermoplastic with glossy finish
Dimensions: 86 x 86 x 9.5 mm (1 gang)
Supplied with 2 screws M3.5 for BS boxes

Pack/Carton	Cat.Nos	Dimmers
1/50	6 176 31	500 W RL dimmer Push on/off and rotary dimmer - 50/60 Hz 1 gang - 2-way : - 60-500 W (127 V) for incandescent and halogen lamps - 60-600 VA (230 V) / 60-300 VA (127 V) for halogen lamps with electronic transformer with leading edge behaviour - 60-500 VA (127 V) for halogen lamps with ferromagnetic transformers Slider at the back to select 230 V or 127 V
1/50	6 176 35	300 W RLC+LED dimmer For all types of lamps: - dimmable LEDs: 5 W to 75 W (10 lamps max. 5 W to 37 W (127 V)) - dimmable compact fluorescent lamps: 5 W to 75 W (10 lamps max. 5 W to 37 W (127 V)) - halogen with ferromagnetic or electronic transformer: 5 VA to 300 VA / 5 VA to 150 VA (127 V) - fluorescent tube - ballast: 5 VA to 300 VA / 5 VA to 150 VA (127 V) - halogen and incandescent 240 VA: 5 W to 300 W / 5 W to 150 W (127 V) When switched on, gradually (2 seconds) lights up at the level set before last switch-off
1/50	6 176 33	Ventilation control Conform to BS EN 60669-1 Fan control 250V~ - 50 Hz



6 176 27 6 176 38 6 176 91

Material: Thermoplastic with glossy finish
Dimensions: 86 x 86 x 9.5 mm
Supplied with 2 screws M3.5 for BS boxes

Pack/Carton	Cat.Nos	Television sockets
10/100	6 176 27	Single TV socket, female
10/100	6 176 26	Single TV socket, "F" type
10/100	6 176 38	Double TV socket, female + "F" type
		TV-R-SAT socket
10/100	6 176 97	Telephone sockets RJ 11 socket
10/100	6 176 98	Double RJ 11 socket
		Data sockets RJ 45 Cat.5e UTP
10/100	6 176 91	RJ 45 Cat.6 UTP
10/100	6 176 92	Double RJ 45 Cat.6 UTP



6 176 12 6 176 08 6 176 37 + 5 720 78

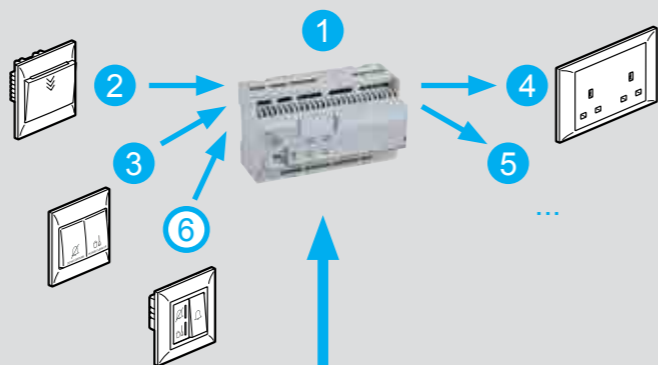
Material: Thermoplastic with glossy finish
Dimensions: 86 x 86 x 9.5 mm (1 gang)
Supplied with 2 screws M3.5 for BS boxes

Pack/Carton	Cat.Nos	Key card switch
1/50	6 176 12	16 A - 230 V \sim - 50/60 Hz Time delay of approx. 30 s after card removal Use card with width max. 54 mm
10/50	6 176 13	Hotel bedrooms call indicators 2 settings : - Do not disturb - Please clean the room Indicator for corridor Installed in the corridor, displays calls
10/90	6 176 14	Internal control unit Installed in the room, allows the user to select the desired setting
1/16	6 176 08	Shaver sockets Conform to BS 61558. 115/230 V - 20 VA - 50/60 Hz Surface or flush-mounting, back box to be min. 47 mm deep. Spacer delivered to fit in standard box, deep 35 mm 2 gang
1/50	6 176 19	Security switch 1 A resistive - 250 V \sim Panic button
20/180	6 176 37	Arteur adaptor Allows the integration of 2 modules Arteur mechanisms such as R.C.B.O., automatic switch, skirting light, USB charger, etc 1 gang

For integration of Arteur functions, see Arteur offer



Guest Room Management System



The Room Controller Unit, Cat.No 048408 or 048412, associated with mechanical Belanko™ S functions can manage the lights, sockets outlet, ventilation and curtains independently in each room. It can be integrated with the Building Management System (BMS) and the Property Management System (PMS) in order to enable a global management of the building and the hotel's operations.

For complementary information on the Room controller, please contact us



6 176 41 6 176 58 6 176 44

Material: Thermoplastic with glossy finish
Dimensions: 86 x 86 x 9.5 mm (1 gang) / 86 x 146 x 9.5 mm (2 gang). Supplied with 2 screws M3.5 for BS boxes

Pack/Carton	Cat.Nos	British Standard socket outlets 13 A - 250 V \sim	Pack/Carton	Cat.Nos	British Standard socket outlets 13 A - 250 V \sim with USB charger
10/90	6 176 41 GO617641 GP617641	Conform to BS 1363-2 1 gang single pole switched with external rocker ● Red rocker ● Yellow rocker	1/50	6 176 58	Conform to BS 1363-2:2016 Conform to IEC 60950-1 USB A-Type 2.4 A - 5 V \sim - 12 W Consumption in passive mode < 0.08 W 1 gang single pole switched
5/45	6 176 46	2 gang single pole switched	1/30	6 176 44	USB A-Type + C-Type 3 A - 5 V \sim 15 W Consumption in passive mode < 0.08 W 2 gang single pole switched
10/90	6 176 40	1 gang unswitched	10/90	6 176 50	British Standard socket outlets 15 A - 250 V \sim Conform to BS 546 1 gang unswitched
10/90	6 176 43	1 gang double pole switched	10/90	6 176 51	1 gang single pole switched
5/45	6 176 48	2 gang double pole switched	10/90	6 176 52	1 gang single pole switched + neon
10/90	6 176 42	1 gang single pole switched + neon	10/90	6 176 54	British Standard socket outlets 5 A - 250 V \sim Conform to BS 546 1 gang single pole switched
5/45	6 176 47	2 gang single pole switched + neon			

Belanko™ S
socket outlets (continued)



6 176 55


Material: Thermoplastic with glossy finish
Dimensions: 86 x 86 x 9.5 mm (1 gang) / 86 x 146 x 9.5 mm (2 gang) Supplied with 2 screws M3.5 for BS boxes

Multistandard switched socket outlet


Pack/Carton	Cat.Nos	
10/90	6 176 67	1 gang
4/45	6 176 69	2 gang

Multistandard switched socket outlets 16 A 250 V~ / 15 A - 127 V~ with USB charger

Shuttered for child safety
USB charger conform to IEC 60950-1
USB A-Type 2.4 A - 5 V_{DC} - 12 W
Consumption in passive mode < 0.08 W
1 gang - 2P+E



USB A-Type + C-Type 3 A - 5 V_{DC} - 15 W
Consumption in passive mode < 0.08 W
2 gang - 2 x 2P+E



Belanko™ S
fused connection units and cable outlets



6 176 82



6 176 85

Material: Thermoplastic with glossy finish
Dimensions: 86 x 86 x 9.5 mm (1 gang) / 86 x 146 x 9.5 mm (2 gang) Supplied with 2 screws M3.5 for BS boxes

Fused connection units 13 A

Pack/Carton	Cat.Nos	
10/90	6 176 80	Conform to BS 1363-4 Unswitched + cord outlet
10/90	6 176 81	Switched + cord outlet
10/90	6 176 82	Switched + neon + cord outlet

Cable outlets

Pack/Carton	Cat.Nos	
10/90	6 176 85	Conform to BS 5733 20 A - 250 V~
10/70	6 176 86	45 A - 250 V~

Belanko™ S
blanking plates and accessories



6 176 28



6 176 37 + 5 720 78



6 176 36 + 6 176 58

Blanking plates

Pack/Carton	Cat.Nos	
10/100	6 176 28	Conform to BS 5733 1 gang
5/150	6 176 39	2 gang

Arteor adaptor

Allows the integration of 2 modules Arteor mechanisms such as R.C.B.O., automatic switch, skirting lights, USB charger, etc

















Pack/Carton	Cat.Nos	
20/180	6 176 37	1 gang
















Fixing accessories














Splash-proof cover
Mainly for socket protection IP 55 with or without plug engaged
Space inside : 86 x 86 mm
● Mist grey



		Pack/Carton	 White
SINGLE POLE SWITCHES 16 AX - 250 V~			
1 gang - 1-way switch 1 gang - 2-way switch		10/90 10/90	6 176 00 6 176 01
2 gang - 1-way switch 2 gang - 2-way switch		10/90 10/90	6 176 02 6 176 03
3 gang - 1-way switch 3 gang - 2-way switch		10/90 10/90	6 176 04 6 176 05
4 gang - 1-way switch 4 gang - 2-way switch		10/90 10/90	6 176 06 6 176 07
Intermediate switch		10/90	6 176 09
PUSH-BUTTONS 6 A - 250 V~			
1 gang without marking		10/90	6 176 10
Bell push		10/90	6 176 11
2 gang shutters without marking		10/90	6 176 15
2 gang for shutters push-button		10/90	6 176 16
DOUBLE POLE SWITCHES 20 A - 250 V~			
1 gang - 1-way switch + red neon indicator 1 gang - 2-way switch + red neon indicator + earth connection 1 gang - 1-way switch + red neon indicator + earth connection		10/90 10/90 10/90	6 176 70 6 176 70 MAL 6 176 71
1 gang - 1-way switch + red neon indicator + earth connection with "Water Heater" marking		10/90	6 176 72
DOUBLE POLE SWITCHES 32 A - 250 V~			
1 gang - 1-way switch + red neon indicator white rocker			
DOUBLE POLE SWITCHES 45 A - 250 V~			
1 gang - 1-way switch + red neon indicator		5/50	6 176 76
COOKER CONTROL UNIT - 250 V			
45 A DP switch + red neon and 13 A BS switched socket outlet + red neon		5/45	6 176 78





		Pack/Carton	 White
DIMMERS			
500 W RL dimmer		1/50	6 176 31
300 W RLC+LED dimmer		1/50	6 176 35
VENTILATION CONTROL			
Fan control 250 V~ - 50 Hz		1/50	6 176 33
TELEVISION SOCKETS			
Single TV socket, female		10/100	6 176 27
Single TV socket, "F" type		10/100	6 176 26
Double TV socket, female + "F" type		10/100	6 176 38
TV-R-SAT socket			
TELEPHONE SOCKETS			
RJ 11 socket		10/100	6 176 97
Double RJ 11 socket		10/100	6 176 98
DATA SOCKETS			
RJ 45 Cat.5e UTP			
RJ 45 Cat.6 UTP		10/100	6 176 91
Double RJ 45 Cat.6 UTP		10/100	6 176 92
HOTEL EQUIPMENT			
Key card switch 16 A - 230 V - 50/60 Hz		1/50	6 176 12
Hotel bedroom call indicator - Indicator for corridor		10/50	6 176 13
Hotel bedroom call indicator - Internal control unit		10/90	6 176 14
Shaver socket 115/230 V - 20 VA - 50/60 Hz 2 gang		1/16	6 176 08

		Pack/Carton	 White
SECURITY SWITCH			
Panic button 1 A resistive - 250 V~		1/50	6 176 19
BRITISH STANDARD SOCKET OUTLETS 13 A - 250 V~			
1 gang single pole switched ● Red rocker ● Yellow rocker		10/90	6 176 41 GO 6 176 41 GP 6 176 41
2 gang single pole switched		5/45	6 176 46
1 gang unswitched		10/90	6 176 40
1 gang double pole switched		10/90	6 176 43
2 gang double pole switched		5/45	6 176 48
1 gang single pole switched + neon		10/90	6 176 42
2 gang single pole switched + neon		5/45	6 176 47
1 gang single pole switched + USB charger A-Type 2.4 A		1/50	6 176 58
2 gang single pole switched + USB charger A-Type + C-Type 3 A		1/30	6 176 44
BRITISH STANDARD SOCKET OUTLETS 15 A - 250 V~			
1 gang unswitched		10/90	6 176 50
1 gang single pole switched		10/90	6 176 51
1 gang single pole switched + neon		10/90	6 176 52
BRITISH STANDARD SOCKET OUTLETS 5 A - 250 V~			
1 gang single pole switched		10/90	6 176 54

		Pack/Carton	 White
MULTISTANDARD SWITCHED SOCKET OUTLET			
1 gang		10/90	6 176 67
2 gang		4/45	6 176 69
1 gang + USB charger A-Type 2.4 A		1/50	6 176 59
2 gang + USB charger A-Type + C-Type 3 A		1/30	6 176 55
FUSED CONNECTION UNITS			
Unswitched + cord outlet		10/90	6 176 80
Switched + cord outlet		10/90	6 176 81
Switched + neon + cord outlet		10/90	6 176 82
CABLE OUTLETS			
20 A - 250 V~		10/90	6 176 85
45 A - 250 V~		10/70	6 176 86
BLANKING PLATES			
1 gang		10/100	6 176 28
2 gang		5/150	6 176 39
ARTEOR ADAPTOR			
1 gang		20/180	6 176 37



FOLLOW US ALSO ON

-  www.legrand.com
-  youtube.com/user/legrand
-  twitter.com/legrand_news
-  pinterest.com/legrandgroup



Megapower Legrand (M) Sdn. Bhd.
Lot 1888, Jalan KPB 7,
Kawasan Perindustrian Balakong,
Bukit Belimbing, 43300 Seri Kembangan,
Selangor Darul Ehsan, Malaysia.

☎ : +60 (3) 8962 3333
Fax: +60 (3) 8962 2211
Email: enquiries@megapowerlegrand.com.my