

# Slimline Plus



Catalogue No. R6

*Slimline plus*

○ Stylish



Robust ○



Ease of installation ○

○ Affordable

For over 55 years, MK Electric has been a household name throughout the Asia Pacific region, trusted and respected, whilst offering high quality, safe and reliable wiring accessories.

The launch of the all new MK Slimline Plus range sees MK Electric continue with its core traditions of providing high quality, safe and reliable wiring accessories, with a focus on style and flexibility which will compliment any interior.

At MK Electric we continually strive to design products which suit the needs of specifiers and users, whilst considering the practical demands of installers.

The new MK Slimline Plus range offers a wide range of accessories, which are unobtrusive and practical. Manufactured using Polycarbonate, MK Slimline Plus comes with a high gloss finish that is both tough and durable. Quick and easy installation is a given, and multi-fixing points allow for angular movement that will easily accommodate improperly installed back boxes.

Installing MK Slimline Plus will also give you and your customers total peace of mind, with MK's unrivalled 12 year product warranty.

MK, designed for life.












- Stylish profile with surround of only 7mm thick
- Bring style and flexibility to interior decoration
- Choice of white or colour shrouds
- Six standard high quality metallic colours with the option for mix and match.



- Multi-Gang Surrounds give you a neater way of housing your switches and sockets
- Available in 2, 3 and 4 gang landscape surround



### Mix & Match for Colour Choices

Colour Surrounds	Shroud	Product
  	 <p><b>SS4781 TTA</b> Titanium shroud - 1 gang wide rocker</p>	 <p><b>S11W MBK + SS4781 TTA</b></p>
  		 <p><b>S11W TTA + SS4781 TTA</b></p>
<p><b>Surround Plates :</b> S11 ABR / MBK / CHM / TTA / PRL / STB S11W ABR / MBK / CHM / TTA / PRL / STB</p>		<p><b>*Note : Order White Shrouds</b> Eg. SS4781 WHI, SS2757 WHI</p> <p><b>*Note : Order Colour Shrouds</b> Eg. SS4781 TTA (Titanium), SS2757 MBK (Black)</p>

\* Consult sales office for details.

## SOCKET OUTLETS



**S2757 WHI**  
1 gang 13A SP  
switched socket outlet



**S2747 WHI**  
2 gang 13A SP  
switched socket outlet



**S2657 WHI**  
1 gang 13A SP switched  
socket outlet with neon



**S2647 WHI**  
2 gang 13A SP switched  
socket outlet with neon



**S780 WHI**  
1 gang 13A unswitched  
socket outlet



**S781 WHI**  
2 gang 13A  
unswitched socket outlet



**S2493 WHI**  
1 gang 15A switched  
socket outlet with neon



**S2891 WHI**  
1 gang 5A SP switch  
socket outlet



**S2893 WHI**  
1 gang 15A  
switched socket outlet



**S772 WHI**  
1 gang 15A  
unswitched socket outlet



**S2757DP WHI**  
1 gang 13A DP  
switched socket outlet



**S2747DP WHI**  
2 gang 13A DP  
switched socket outlet



**S2657DP WHI**  
1 gang 13A DP  
switched socket outlet  
with neon



**S2647DP WHI**  
2 gang 13A DP  
switched socket outlet  
with neon



**S4151S2 WHI**  
1 gang 16A  
schuko socket



**S4151S2 WHI**  
2 gang 16A  
schuko socket



**S8155 WHI**  
1 gang 16A switched  
2 pin universal socket



**S4155 SA WHI**  
1 gang 16A  
2 pin universal socket



**S4156 SA WHI**  
2 gang 16A  
2 pin universal socket



**S2251 SA WHI**  
1 gang 15A  
American socket



**S2252 SA WHI**  
2 gang 15A  
American socket



**S2837 WHI**  
1 gang 16A  
Unswitched International  
Socket Outlet

## STANDARD ROCKER SWITCHES - MODULAR

Modular switches allow for re-configuration to suit specific customers requirements.



**S8870 WHI (1 way)**  
**S8871 WHI (2 way)**  
**S8879 WHI (Intermediate)**  
1 gang 10AX SP switch



**S8872 W1 WHI (1 way)**  
**S8872 WHI (2 way)**  
2 gang 10AX SP switch



**S8873 W1 WHI (1 way)**  
**S8873 WHI (2 way)**  
3 gang 10AX SP switch



**S8874 W1 WHI (1 way)**  
**S8874 WHI (2 way)**  
4 gang 10AX SP switch



**S8875 W1 WHI (1 way)**  
**S8875 WHI (2 way)**  
5 gang 10AX SP switch



**S8878B WHI**  
1 gang 10A SP 1 way push switch with 'BELL' symbol



**S8878P WHI**  
1 gang 10A SP 1 way push switch marked 'PRESS'



**S8871N WHI**  
1 gang 10AX SP 2 way switch with neon



**S8403 WHI**  
1 gang 20AX DP switch



**S8404 WHI**  
2 gang 20AX DP switch



**S8423 WHI**  
1 gang 20AX DP switch with neon



**S8423 WH WHI**  
1 gang 20AX DP switch with neon marked 'WATER HEATER'



**S8424 WHI**  
2 gang 20AX DP switch with neon



**S8883P WHI**  
(Previously S8878P/AC/RGN WHI)  
2 gang 10A 2 way SP push switch RED/GREEN with neon marked 'AIR CONDITIONER'



**S8882P WHI**  
(Previously S8878P/AC/RG WHI)  
2 gang 10A 2 way SP push switch RED/GREEN marked 'AIR CONDITIONER'

## DIMMERS/ FAN SPEED CONTROLLER

\*All dimmers designed for incandescent lamp & extra low voltage halogen lamp with ferromagnetic transformer.



**S1512 WHI**  
600W 2 way



**S1535 WHI**  
1000W 1 way



**S8501 WHI**  
500VA 1 gang with 10AX 2 way plate switch



**S8522 WHI**  
500VA 2 gang with 10AX 2 way plate switch



**S8601 WHI**  
200VA fan speed controller

# Slimline Plus

## WIDE ROCKER SWITCHES



**S4781 W1 WHI (1 way)**  
**S4781 WHI (2 way)**  
**S4785 (Intermediate)**  
 1 gang 10AX SP switch



**S4781N W1 WHI (1 way)**  
**S4781N WHI (2 way)**  
 1 gang 10AX SP switch with neon



**S4782 W1 WHI (1 way)**  
**S4782 WHI (2 way)**  
 2 gang 10AX SP switch



**S4782N W1 WHI (1 way)**  
**S4782N WHI (2 way)**  
 2 gang 10AX SP switch with neon



**S4783 WHI**  
 3 gang 10AX SP  
 2 way switch



**S4783N WHI**  
 3 gang 10AX DP  
 2 way switch with neon



**S4778B WHI**  
 1 gang 10A 1 way push switch with 'BELL' symbol



**S4787 WHI**  
 1 gang 20AX DP switch



**S4787N WHI**  
 1 gang 20AX DP switch with neon



**S4787N WH WHI**  
 1 gang 20AX DP switch with neon marked "Water Heater"



**S4788 WHI**  
 2 gang 20AX DP switch



**S4788N WHI**  
 2 gang 20AX DP switch with neon



**S4771 WHI**  
 1 gang 20AX SP  
 2 way switch with neon



**S4725 WHI**  
 1 gang 20AX DP  
 2 way switch with neon

## VOICE/TV OUTLETS



**S4817 WHI (4 wire)**  
 1 gang RJ11 American type



**S4827 WHI (4 wire)**  
 2 gang RJ11 American type



**S3520 WHI**  
 Single non-isolated



**S3521 WHI**  
 Single isolated



**S3522 WHI**  
 Double TV/FM isolated



**S3527 WHI**  
 Cable Vision TV/FM socket (For Singapore market only)



**S3553 WHI**  
 TV/FM & satellite (non-Isolated) triplexer socket



**S3529 WHI**  
 Cable TV 'F' type connector



**S3529S WHI**  
 Single cable TV 'F' type connector (EMC Compliance)



**S5851 WHI**  
 Single non-Isolated TV socket - IEC socket (EMC Compliance)



**S5852 WHI**  
 Double TV/FM (non-Isolated) diplexer socket (EMC Compliance)



**S5853 WHI**  
 TV/FM & satellite (non-Isolated) triplexer socket (EMC Compliance)

## STANDARD ROCKER SWITCHES - MONOBLOC



**S4870 WHI (1 way)**  
**S4871 WHI (2 way)**  
**S4875 WHI (Intermediate)**  
1 gang 10AX SP switch



**S4872 W1 WHI (1 way)**  
**S4872 WHI (2 way)**  
2 gang 10AX SP switch



**S4873 W1 WHI (1 way)**  
**S4873 WHI (2 way)**  
3 gang 10AX SP switch



**S4874 W1 WHI (1 way)**  
**S4874 WHI (2 way)**  
4 gang 10AX SP switch



**S8479 WHI**  
1 gang 20AX  
intermediate switch



**S8431 WHI**  
1 gang 20AX SP  
2 way switch



**S8432 WHI**  
2 gang 20AX SP  
2 way switch



**S8433 WHI**  
3 gang 20AX SP  
2 way switch



**S8434 WHI**  
4 gang 20AX SP  
2 way switch



**S5423 WHI**  
1 gang 20AX DP  
1 way switch with neon



**S5423 WH WHI**  
1 gang 20AX DP 1 way  
switch with neon marked  
'WATER HEATER'



**S8425 WHI**  
1 gang 20AX DP  
2 way switch with neon



**S8471 WHI**  
1 gang 20AX SP  
2 way switch with neon

## CONNECTION UNITS



**S1070 WHI**  
13A switched fused  
connection unit with  
front flex outlet & neon



**S1072 WHI**  
13A switched fused  
connection unit with  
front flex outlet



**S1090 WHI**  
25A front flex outlet with  
3 terminal block, each of which  
will accommodate up to 2nos.  
of 4mm<sup>2</sup> conductors



**S1091 WHI**  
13A unswitched fused  
connection unit with front  
flex outlet



**S1092 WHI**  
13A unswitched fused  
connection unit with  
bottom flex outlet



**S330 WHI**  
13A switched fused  
connection unit with  
bottom flex outlet



**S370 WHI**  
13A switched fused  
connection unit with  
neon & bottom flex outlet



**S377 WHI**  
13A unswitched fused  
connection unit with  
neon & bottom flex outlet

# Slimline Plus

## ARCHITRAVE SWITCHES



**S8840 WHI**  
1 gang 1 way  
10AX SP switch



**S8841 WHI**  
1 gang 2 way  
10AX SP switch



**S8848B WHI**  
1 gang 10A SP  
push switch with  
'BELL' symbol



**S8848P WHI**  
1 gang 10A SP push  
switch marked 'PRESS'


## DATA/VOICE OUTLETS



**S5450 WHI**  
1 gang euro plate  
- 1 module



**S5451 WHI**  
1 gang euro plate  
- 2 modules




**SX5452**  
1 module blank plate  
(For use with S5450 WHI/  
S5451 WHI)



**SX5453**  
1 module adaptor  
(For use with S5450 WHI/  
S5451 WHI)



**SX5456**  
LJU 6C Adaptor  
- 1 module



**S170 WHI**  
LJU6C blank plate  
- 1 module



**S171 WHI**  
1 gang LJU6C  
front plate - 1 module



**S172 WHI**  
1 gang LJU6C  
front plate - 2 module



**S184 WHI**  
2 gang euro frontplate  
- 4 module



**S422 WHI**  
1 gang BT telephone socket  
(master)



**S427 WHI**  
1 gang BT telephone socket  
(secondary)



**S3540 WHI**  
3 pin telephone socket  
marked with 'TELEPHONE'  
symbol



**S4810 WHI**  
10 way telephone connector



**SX5454**  
RJ45 CAT 5e Jack



**SX5455**  
RJ11 Jack



**SX5458**  
RJ12 Jack



**SX5457**  
RJ45 Cat 6 Jack



**S192 WHI**  
1 gang grid 45 x 50  
2 modules



## HIGH CURRENT SWITCHES/ COOKER CONTROL UNITS/ SHAVER UNIT



**S5105 WHI**  
32A DP switch with neon



**S5061 WHI**  
Cooker connection unit 45A DP main switch & 13A SP switched socket with neons



**S5045 WHI**  
45A Cooker connection unit with 3 terminal block, each of which will accommodate up to two nos. of 6mm<sup>2</sup> conductor



**S5215 WHI**  
45A DP switch with neon



**S701 WHI**  
Shaver supply unit, dual voltage 115/230V output 220-240V 50Hz input



**S702 WHI**  
Shaver supply unit, dual voltage 115/230V output 240V 50Hz input (For Malaysia market only)



**S706 WHI**  
Shaver supply unit, 115/230V output 127AC 50/60Hz input

## HOTEL RANGE



**S4324 WHI**  
Key card switch (220-240VAC 50Hz)



**S4325 WHI**  
Key card switch (12VAC/12VDC 50Hz)



**S4326 WHI**  
Key card switch (127 VAC 60Hz)



**S4327 WHI**  
"Service" and "Do Not Disturb" switch with indicator 10AX 250VAC 50Hz



**S4328 WHI**  
2 way Bell switch with Service indicator 10A 250VAC 50Hz



**S4338 WHI**  
1 gang melody chime battery operated 4.5V

## BLANK PLATES/ COVER CAP



**S3827 WHI**  
1 gang blank plate



**S3828 WHI**  
2 gang blank plates



**S15 WHI**  
Connection unit cover cap to blank off the front flex outlet

# Slimline Plus

## WHITE FRONT PLATES/SURROUNDS



**S8801 WHI**  
1 gang for 10A/10AX  
switch module



**S8802 WHI**  
2 gang for 10A/10AX  
switch module



**S8803 WHI**  
3 gang for 10A/10AX  
switch module



**S8804 WHI**  
4 gang for 10A/10AX  
switch module



**S8805 WHI**  
5 gang for 10A/10AX  
switch module



**S8822 WHI**  
2 gang including  
earth terminal  
(For 20AX, use switch  
module SX8423)



**S8824 WHI**  
4 gang including earth terminal  
(For 20AX, use switch  
module SX8423X, with max. 2 nos only)



**S8810 WHI**  
1 gang architrave  
front plate



**S11D WHI**  
1 gang bottom fused  
connection unit surround



**S2H WHI**  
2 gang landscape  
surround



**S2H 45A WHI**  
2 gang landscape  
surround



**S2V WHI**  
2 gang portrait surround



**S1A WHI**  
1 gang Architrave  
surround

## 1 GANG COLOUR SURROUNDS



**S11 WHI**  
1 gang standard surround  
- White



**S11W WHI**  
1 gang wide rocker  
switch surround - White



**S11D WHI**  
1 gang bottom fused  
connection unit surround  
- White

Also available in the following Colours



Champagne  
CHM



Metallic  
Black  
MBK



Antique Bronze  
ABR



Titanium  
TTA



Satin Brass  
STB



Pearl  
PRL

## 2 GANGS COLOUR SURROUNDS



**S2H WHI**  
2 gang landscape surround  
- White

Also available in the following Colours



Champagne  
CHM



Metallic  
Black  
MBK



Antique Bronze  
ABR



Titanium  
TTA



Satin Brass  
STB



Pearl  
PRL

## WHITE MULTI-GANG SURROUNDS/ ACCESSORIES



**S21H WHI**  
Landscape 2 x 1 gang surround



**S21HW WHI**  
Landscape - Wide rocker, 2 x 1 gang  
surround



**S31H WHI**  
Landscape 3 x 1 gang surround



**S31HW WHI**  
Landscape - Wide rocker, 3 x 1 gang surround



**S41H WHI**  
Landscape 4 x 1 gang surround



**S11A 12HA 11 WHI**  
Landscape 1 x 1 gang 2 x 2 gang 1 x 1 gang surround



**S21A 12H WHI**  
Landscape 2 x 1 gang 1 x 2 gang surround



**SS10 WHI**  
Shroud coupler to join  
products for  
multi-gang surrounds



**SS20 WHI**  
20mm DIA spacer  
to align boxes for  
multi-gang surrounds



**SS25 WHI**  
25mm DIA spacer  
to align boxes for  
multi-gang surrounds



Multi-gang surrounds and accessories allow quick and easy installation of customer specific product combination. The landscape surrounds are available in 2,3 and 4 gang formats.

# Slimline Plus

## MODULES



**SX8501 WHI**  
500VA dimmer  
module



**SX8878B WHI**  
10A SP 1 way push  
switch  
module marked 'BELL' symbol



**SX8878P WHI**  
10A SP 1 way push  
switch  
module



**SX8870 WHI (1 way)**  
**SX8871 WHI (2 way)**  
10AX SP switch module



**SX8879 WHI**  
10AX intermediate switch  
module (For use with 1 gang  
/2 gang frontplate only)



**SX8423 WHI**  
20AX DP switch module with  
North/South terminal  
(For use with S8822  
frontplate only)



**SX8423X WHI**  
20AX DP switch module with  
East/West terminal  
(For use with S8824  
frontplate only)



**SX8888P WHI**  
10A SP 2 way push  
switch module



**SX8400 RED**  
Neon module with cable lead



**SX8800 WHI**  
Blank module

## BOXES



**31019 WHI**  
1 gang surface box;  
depth : 32mm



**31029 WHI**  
2 gang surface box;  
depth : 32mm



**SS30 WHI**  
1 gang flush box;  
depth : 35mm



**SS30 BLK**  
1 gang flush box;  
depth : 35mm



**861 ZIC : depth 25mm**  
**866 ZIC : depth 35mm**  
**877 ZIC : depth 46mm**  
1 gang flush box



**862 ZIC : depth 25mm**  
**886 ZIC : depth 35mm**  
**878 ZIC : depth 46mm**  
2 gang flush box

## BOXES



**SS40 WHI**  
2 gang flush box;  
depth : 35mm



**SS40 BLK**  
2 gang flush box;  
depth : 35mm



**G2154 WHI**  
1 gang architrave box



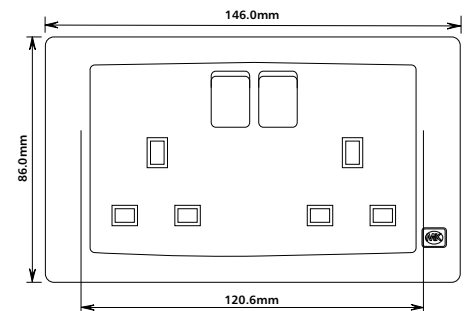
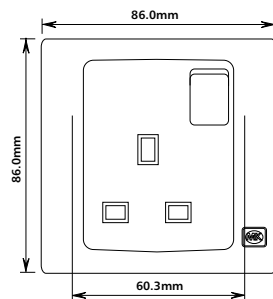
**3921 ZIC**  
1 gang architrave flush box

## CONFORM TO INTERNATIONAL STANDARDS

The products are manufactured in an ISO 9002 environment and comply to British/IEC, Malaysia and Singapore standards.

	British Standard/IEC	Malaysia Standard	Singapore Standard
10A/AX Light Switches (10AX switch rating means no need to derate its current rating when connected to fluorescent lamps or inductive loads)	IEC/BSEN 60669	MS 616	SS 227
20AX DP Switches	IEC/BSEN 60669	MS 616	SS 227
13A Socket Outlets	BS 1363	MS 589	SS 145
15A Socket Outlets	BS 546	-	SS 472
Fused Connection Units	BS 1363	-	SS 403
Shaver Unit	IEC/BSEN 61558	-	-
25A/45A Connection Unit	BS 5733	-	SS 241
DATA Communication Outlets	BS 5733	-	SS 241
16A Universal Socket Outlet	BS 5733	-	SS 241
16A Schuko Socket Outlet	IEC 60884	-	-
45A DP Switch	BSEN 60669	-	-
45A DP Cooker Connection Unit with 13A Switched Socket	BS 4177	-	-
32A DP Switch	IEC/BSEN 60669	MS 616	SS 227
Dimmer/Fan Speed Controller	IEC 60669	MS 616	SS 227
Flush Boxes	BS 4662 IEC 60670	-	-
Coupler & Spacer	BS 5733		SS 241

## DIMENSIONS





## MK ELECTRIC

MK Electric (Singapore) Pte Ltd  
8 Pandan Crescent, UE Tech Park, #01-06 (LL4),  
Singapore 128464

Telephone : (65) 6461 6333

Facsimile : (65) 6461 6336 / (65) 6461 6338

Website : [www.mkelectric.com.sg](http://www.mkelectric.com.sg)

